



HOLYOKE PUBLIC SCHOOLS

JUNTOS PODEMOS | TOGETHER WE CAN

Accessing the SchoolBrains Community Portal

Updated 8/18/2022

Community Portal Home Page: [Link Here](#)



Username/Password Request Form: [Link Here](#)




For questions or assistance with your account, please contact Emily Beebe, Data Analyst, at ebeebe@hps.holyoke.ma.us.

→ How to Log In

- 1) Request a username/password using the form linked above. Accounts are set up manually, so it may take up to 2 business days for you to receive your information.
- 2) Visit the Community Portal home page, and enter the username and temporary password that you received in your email. Click the Login button below.

Note: Use the Google Translate feature to translate the portal to another language

Select Language ▼



HOLYOKE PUBLIC SCHOOLS
JUNTOS PODEMOS | TOGETHER WE CAN

Welcome to Holyoke Public Schools Community Portal!

Forgot your password or need help logging in? Submit a reset request [here](#).

For more information about the community portal, click [here](#).

Need to enroll a new student? Click [here](#).

Welcome Back!

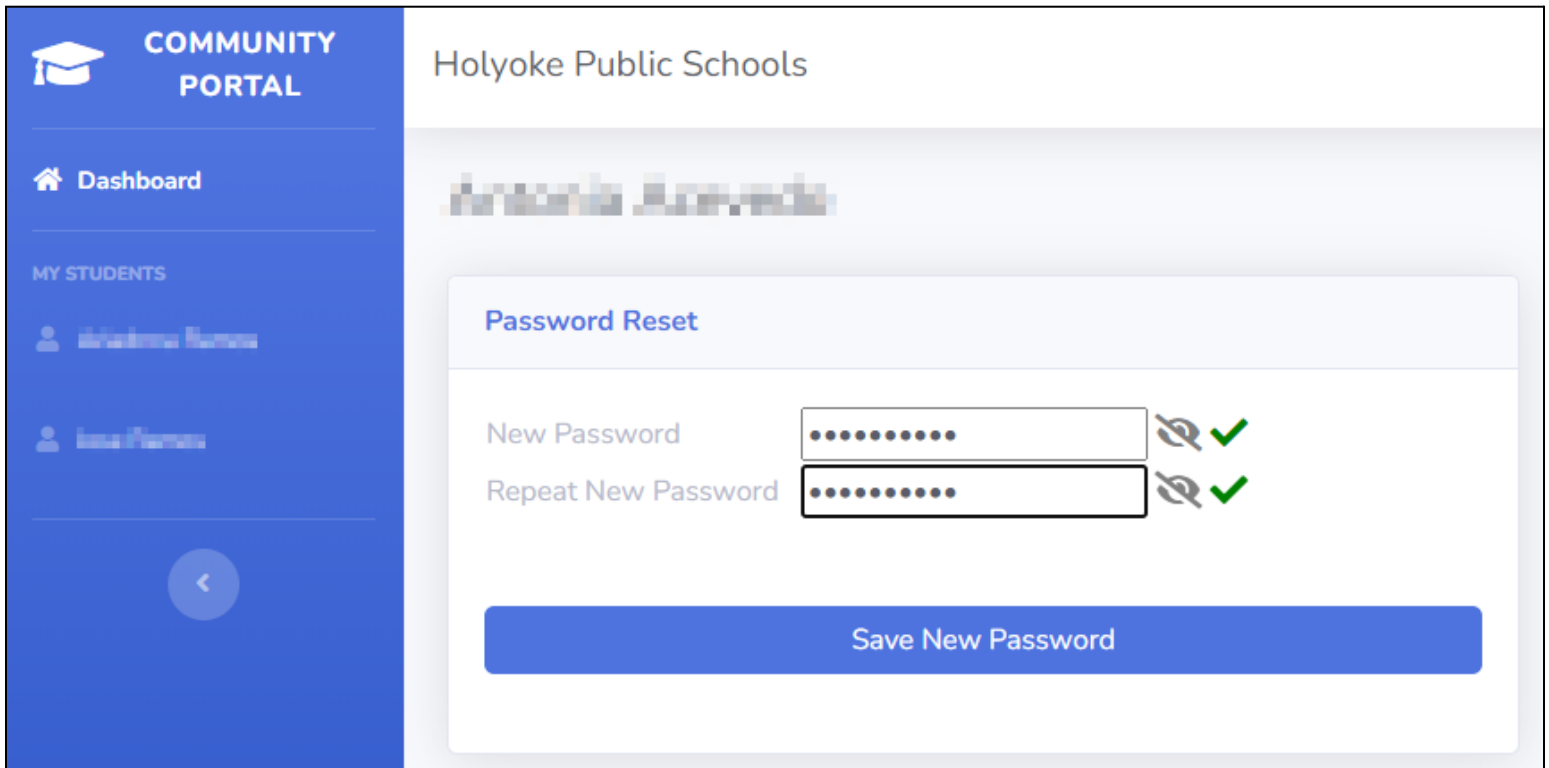
User Name

Password

Login

[Forgot Credentials](#)

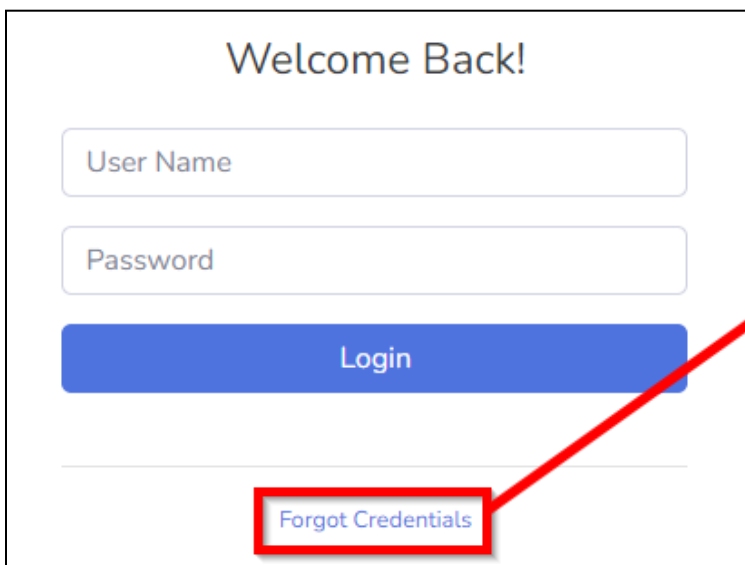
- 3) On the next screen, you will be asked to reset your password. Enter a new password into both fields. Your password must be at least 6 characters long, and include a number and a symbol. Click “Save New Password” when you are done.



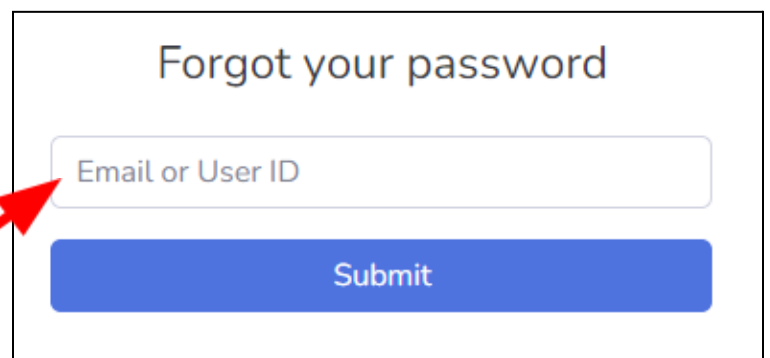
The screenshot shows the 'COMMUNITY PORTAL' for Holyoke Public Schools. The left sidebar contains navigation options: 'Dashboard', 'MY STUDENTS', and two user profiles. The main content area is titled 'Password Reset' and features two input fields for 'New Password' and 'Repeat New Password', both with strength indicators (green checkmarks). A blue 'Save New Password' button is positioned below the fields.

→ **Forgot your password?**

Click “Forgot Credentials” on the login screen, then on the next screen, enter your username or email address to receive a password reset link to your email.



The 'Welcome Back!' login screen includes input fields for 'User Name' and 'Password', a blue 'Login' button, and a red-bordered link for 'Forgot Credentials' at the bottom.



The 'Forgot your password' screen features an input field for 'Email or User ID' and a blue 'Submit' button. A red arrow points from the 'Forgot Credentials' link in the previous screen to this input field.

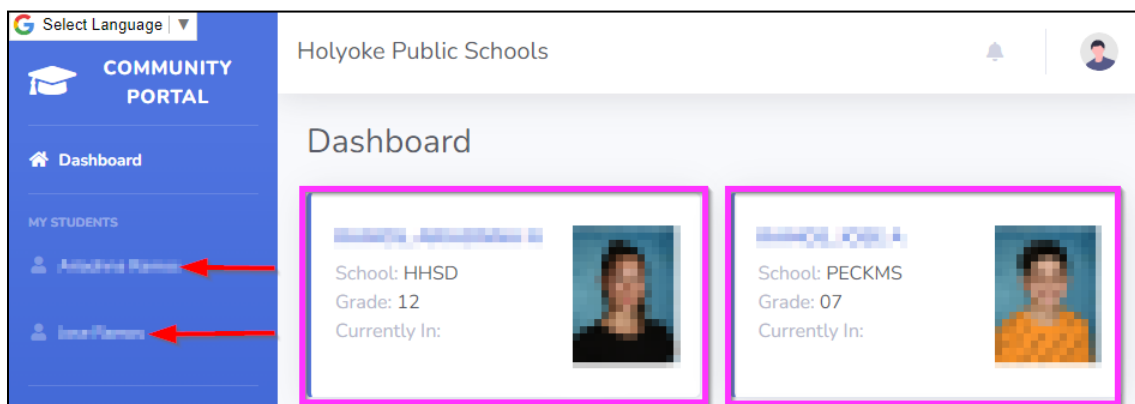
→ How to Use the Community Portal

Once you have set your new password, you will be able to access your account. In your account, you can view report cards, attendance, and grades for your student.

If you have multiple students enrolled in Holyoke, you should be able to access them all from the same account.

Note: the information you can access may vary between schools/grade levels.

- 1) To view your student's information, either click on the card that shows their name and picture (outlined below in pink) or click on their name in the menu on the left side of the screen (marked with red arrows).



- 2) When you click on your student, the next screen will show you a summary of your student's attendance rate (outlined in pink), classes (outlined in green), and report cards (outlined in red).

The screenshot shows the profile page for a student named 'Ivan Ramirez'. The page includes an attendance rate of 0.0% (outlined in pink), an identification section with student details and a photo (outlined in green), and a student documents table (outlined in red).

Document	Date
MS Report Card - 2021-2022 - sort by student name - FG	6/21/2022
Progress Report - 2020-2021 - T4PR	5/12/2022
MS Report Card - 2021-2022 - sort by student name - T3	4/6/2022
Progress Report - 2020-2021 - T3PR	3/4/2022
MS Report Card - 2021-2022 - T2	1/26/2022
Progress Report - 2020-2021 - T2PR	12/22/2021

